



MASONITE.

WOOD DOORS



Open to extraordinary.™



MASONITE®

Open to extraordinary.

Masonite is committed to delivering unsurpassed performance in interior and exterior doors and glass products. We provide much more than a door; we deliver a total experience, giving you a complete line of products, services and support tools designed to enhance curb appeal and the interior aesthetics of a home.

We are your leading source for the latest trend insights and design ideas, delivering distinctive doors that complement any style and personal taste. From the classic lines of our Artisan collection to the open, airy feel of our French Door line, we offer a breadth of wood doors to meet any design, performance and material need. It's never been easier to find the perfect door for your home.



Natural Beauty. Engineered to Last.

INTRODUCING THE ONLY FACTORY-SEALED EXTERIOR WOOD DOOR

p02



NEW Factory-Sealed // 02
Exterior Wood Doors

Beautiful Inside & Out // 04

How to Choose Your Wood Door // 06

Wood Door Collections // 08

Wood Options // 10

Glass // 12

Le Chateau // 14

Artisan // 38

French // 44

Louver Doors & Bifolds // 50

Sidelites & Transoms // 56

Torrefied Wood // 58

Panel & Sticking // 60

Design Details // 62

Performance Options // 64

Warranty Summary // 65

WATER VS WOOD: PROBLEM SOLVED

EXCLUSIVE AQUASEAL™ TECHNOLOGY KEEPS WATER OUT

Masonite is the only manufacturer who takes the time to factory-seal door glass and the spaces between panels, ensuring consistent, reliable performance that protects the beauty of our wood doors.



Our invisible AquaSeal™ technology prevents water from entering the door.



Others' unsealed doors allow water to infiltrate and damage the wood.



OTHERS' SOLUTIONS

UNBLEMISHED BEAUTY


Other exterior wood doors are sealed during the installation using an unsubtle, caulk-like substance. By contrast, Masonite's factory-sealed doors deliver pristine, crystal-clear protection.

We went back to the drawing board to understand the problems commonly associated with wood doors. From warping and cracking to shrinking and delamination, Masonite solved them all by combating the root cause: water infiltration. The result? A line of exterior wood doors specifically engineered to resist water better than anything else on the market.

5-YEAR LIMITED WARRANTY*

*20-year warranty available on all torrefied species

HIGH-QUALITY COMPONENTS RESIST THE ELEMENTS BETTER



The unique closed-mortise construction prevents water channels from infiltrating core materials.



LVL stiles and rails offer greater stability—and no warping.



Our warm-edge flexible spacers reduce condensation for years to come—one of many reasons Masonite offers a 20-year warranty on all door glass.



The MR50 exterior grade core maximizes water resistance.



2-ply panels provide sturdy construction for solid panels.



Beautiful Inside & Out

CARRY WELL-CRAFTED STYLE THROUGHOUT THE ENTIRE HOME




Boost curb appeal and elevate any interior space with finely crafted wood doors available in an impressive array of species, either stain-grade or paintable. Maximize natural light with our Artisan and French door collections, featuring more than 24 glass options; or choose from unique panel options in our Le Chateau series. Add a transom or sidelites to enhance any entryway or opt for louver doors where air flow is key. Masonite wood doors deliver a beautiful, high-performance solution for any condition.



4 Simple Steps to Choose Your Door

1

CHOOSE A
DESIGN



Door # 618 Shown

2

SELECT THE
WOOD



Shown in Cherry

3

SELECT THE
GLASS



Shown with Clear Glass


MULTIPLE SPECIES AVAILABLE



FIR WALNUT PINE

See page 10 for all options

MULTIPLE GLASS AVAILABLE



CROSS REED AUSTIN SCREEN

See page 12 for all options

Customize Your Door

Design the perfect door! See some of our most popular customization options below.

SMART SOLUTIONS FOR ANY APPLICATION

From built-in mirrors to chalkboards, Masonite offers options to enhance the look, feel and functionality of any wood door.

4

SELECT PANEL & STICKING



Ovolo Sticking with Single-hip raised panel Shown

MULTIPLE VARIATIONS AVAILABLE



SINGLE-HIP RAISED PANEL



FLAT PANEL



DOUBLE-HIP RAISED PANEL

See page 60 for all options



C22 Door / 1505 Mirror

THE PERFECT FIT FOR YOUR HOME

Customize the size of your door to easily accommodate oversized openings.



C35 Knotty Alder Custom

DETAILS TO SUIT ANY STYLE

Add unique design characteristics like a custom arched rail to complement architectural features.



C35 Knotty Alder Custom

Wood Door Collections

BENEFITS AT A GLANCE

Our dedication to superior craftsmanship allows us to deliver unsurpassed quality and value in exterior and interior doors. We offer a comprehensive selection of door styles, species and decorative glass options—all crafted with exacting attention to detail.

LE CHATEAU



- ▶ Explore the possibilities with a panel collection that embodies the unmistakable elegance of an authentic wood door.
- ▶ Panels can be replaced with your choice of glass to let natural light shine through.

ARTISAN



- ▶ Celebrate traditional craftsmanship with warmth and simplicity.
- ▶ Choose from our panel and glass combinations to create a look that blends seamlessly with its surroundings.

FRENCH DOORS



- ▶ Embrace the trend toward open floor plans bathed in natural light.
- ▶ Our doors feature a crisp, clean appearance that brightens any space.

HAVE IT ALL WITHOUT COMPROMISE

TORREFACTION FOR EXTERIOR WOOD DOORS WITH AQUASEAL™ TECHNOLOGY

LOUVERS



- ▶ Add visual interest and increase airflow between rooms.
- ▶ Coordinating bifolds offer the perfect solution when space is limited.

We stop at nothing to deliver a better door. Our torrefied wood doors have been specially treated with an all-natural, chemical-free process and factory-sealed with AquaSeal™ technology to provide years of superior performance and beauty.

- ▶ Built to resist **WARPING, TWISTING, ROTTING AND DELAMINATION.**
- ▶ Backed by a **20-YEAR WARRANTY.**
- ▶ Available in **PREMIUM WOOD SPECIES.**
- ▶ Customizable **GLASS AND PANEL DESIGNS.**

Discover more advantages of our

Torrefied Species Upgrades

on page 58.

Wood Options

From the rich elegance of walnut to the rustic charm of knotty pine, we have the wood species to achieve the look that defines your style. Choose from 19 stain-grade species or expand your options by having your door primed and ready to paint.



WHITE
OAK

WHITE
BIRCH

CHERRY

KNOTTY
PINE

WALNUT

POPLAR

RED OAK

WHITE
PINE

HICKORY

PRIMED

ALL SPECIES ARE AVAILABLE FOR INTERIOR DOORS

*SPECIES AVAILABLE FOR EXTERIOR DOORS



Glass

Crystal clear or opaque, patterned or plain, the glass you choose should be a reflection of your personal taste. We offer the widest array of glazing options in the industry, making it easy to achieve the look and level of privacy you desire.



CLEAR



BRONZE TINT



GREY TINT *



FLEMISH



WARWICK



WATERGLASS *



EVERGLADE



MASTER CARRÉ *



MINSTER



CLASSIC AQUATEX



HAMMERED



MORISCO



NARROW REED



CROSS REED



MAYFLOWER

MANY DESIGNS ARE AVAILABLE
WITH BEVELING, INSULATED
GLASS (IG) AND LOW-E OPTIONS



GLUE CHIP



BAMBOO *



RAIN



DELTA FROST



AUSTIN



OBSURED (PEARL)



FROSTED



SATIN ETCHED (PEARL)



SCREEN *

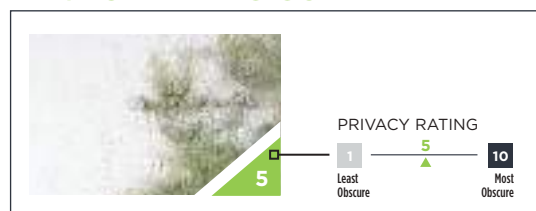


WHITE LAMINATE *



MIRROR *

PRIVACY RATING GUIDE





Le Chateau



Door: C30 / Species: Mahogany / Stain: Clear

Door: C30
Species: Knotty Alder / Stain: Clear

DESIGNS

1-3 Panels	16
4 Panels	22
5 Panels	28
6 or More Panels	32



► Door: C33 / Species: Fir Torrefied / Stain: Golden Oak

1-3 Panel Designs

Front: C22 Door (Open)



Back: 1501 Mirror Door (Closed)

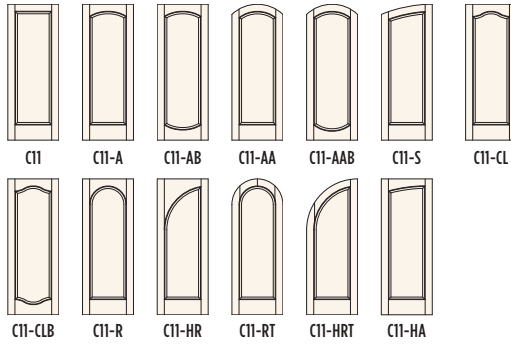


1-3 Panel Designs



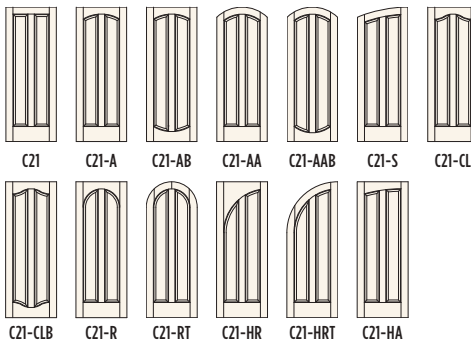
C11 FIR

1 PANEL



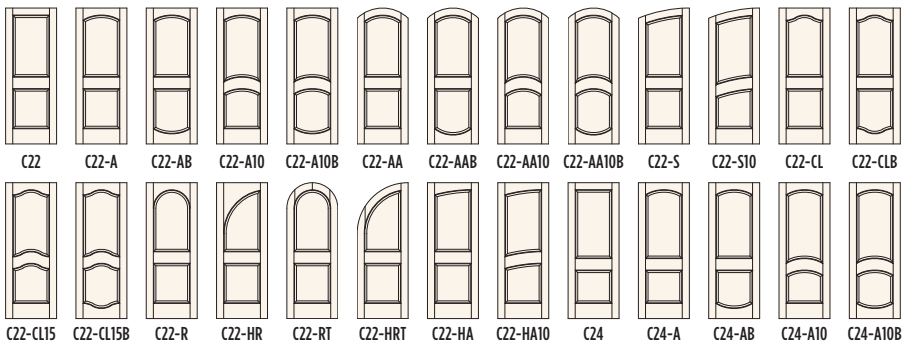
C21 PINE

2 PANEL VERTICAL



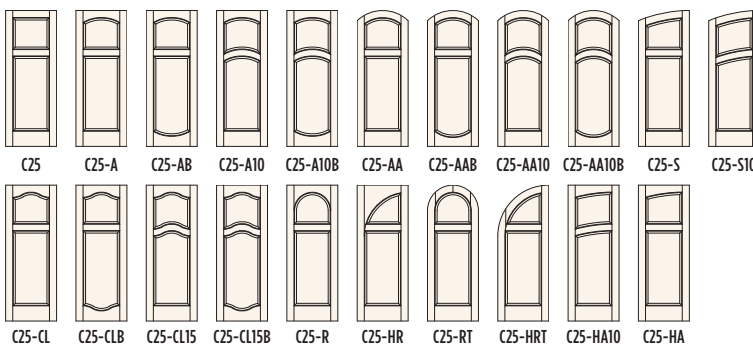
C22 KNOTTY ALDER

2 PANEL TRADITIONAL



C25 POPLAR

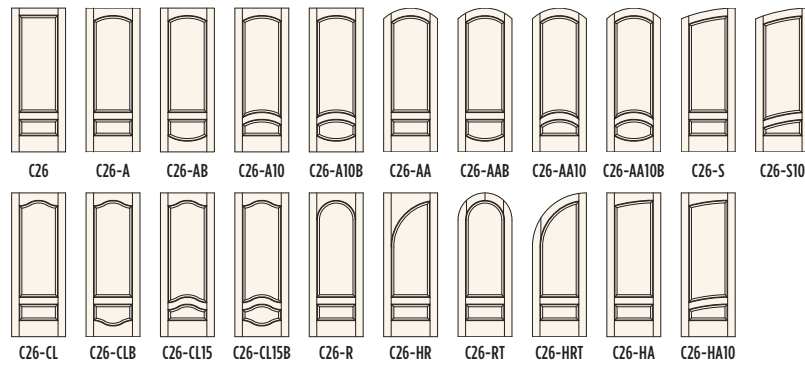
2 PANEL MISSION





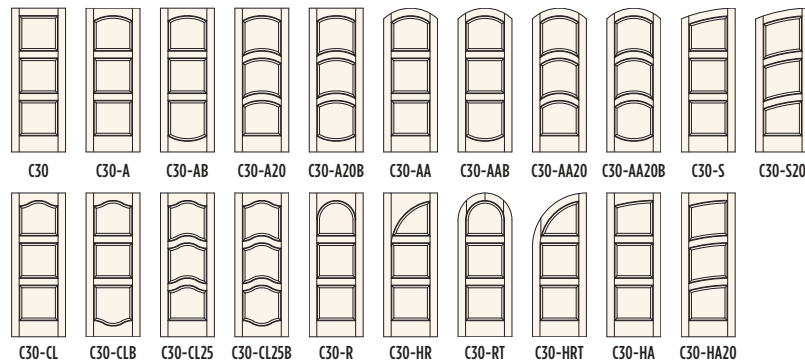
C26 CHERRY

2 PANEL ALTERNATE



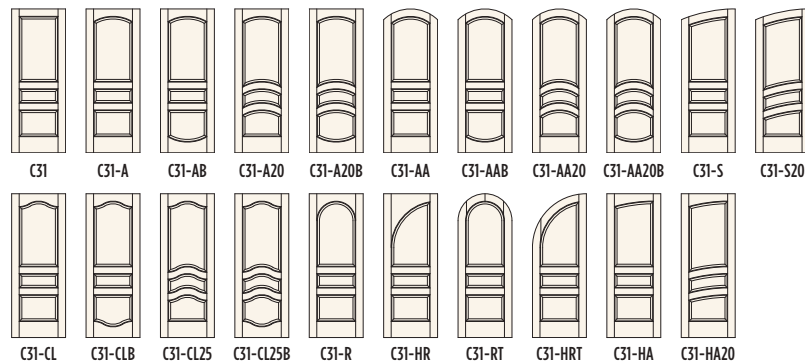
C30 MAPLE

3 PANEL EQUAL



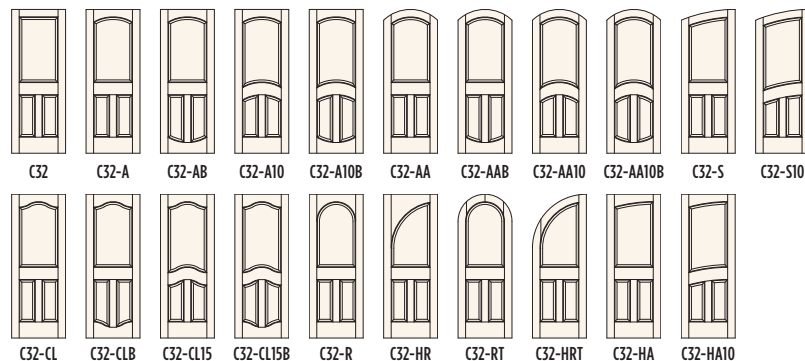
C31 RED OAK

3 PANEL TRADITIONAL



C32 FIR

3 PANEL ALTERNATE 1

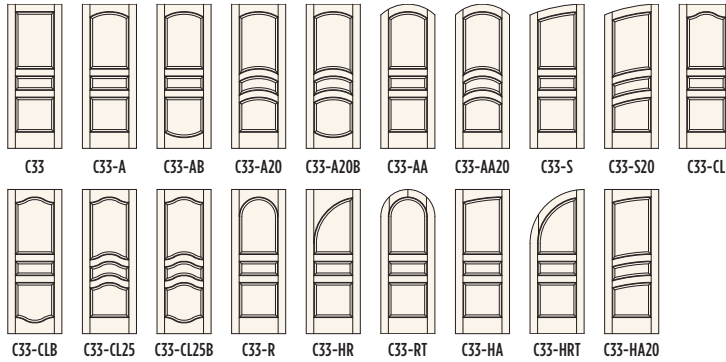


1-3 Panel Designs



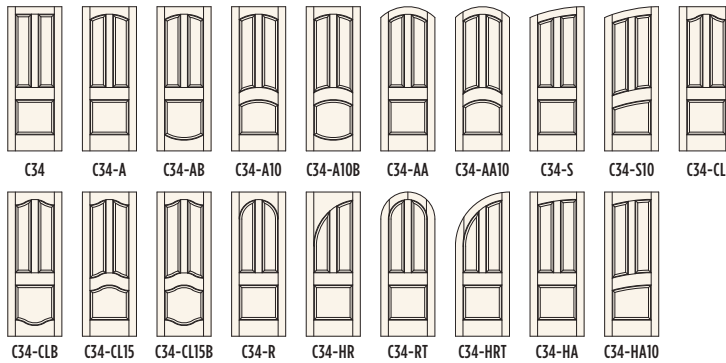
C33 RED OAK

3 PANEL ALTERNATE 2




C34 POPLAR

3 PANEL ALTERNATE 3



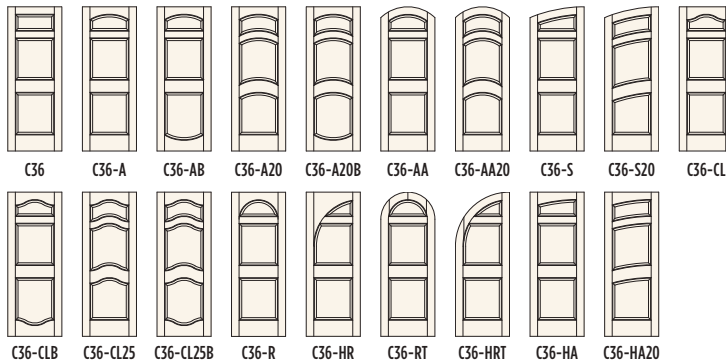
C35 CHERRY

3 PANEL MISSION



C36 FIR

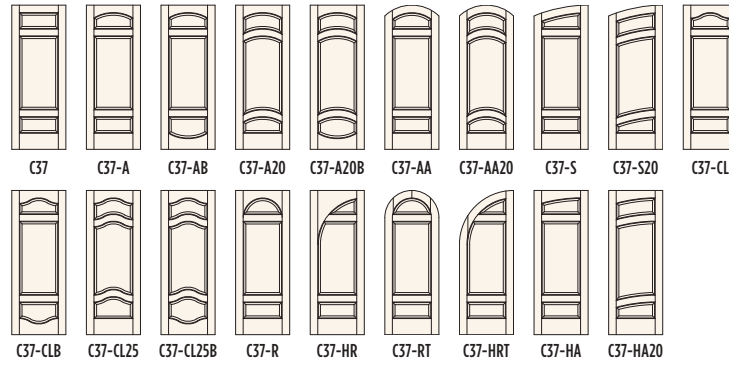
3 PANEL ALTERNATE 4





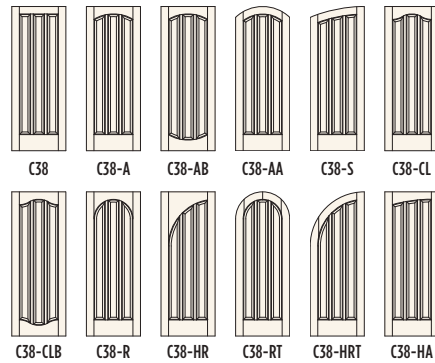
C37 PINE

3 PANEL ALTERNATE 6



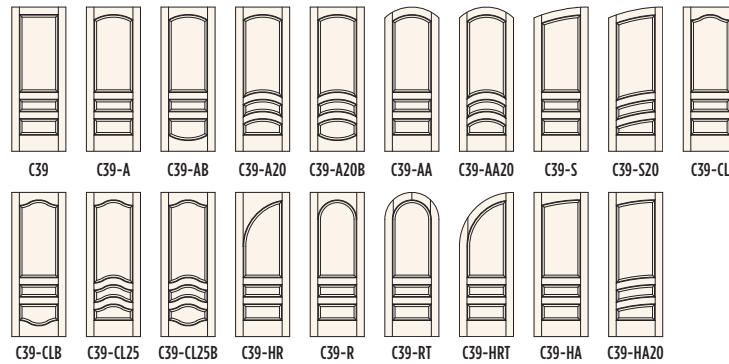
C38 MAPLE

3 PANEL VERTICAL



C39 MAHOGANY

3 PANEL ALTERNATE 5





Door: C40 / Species: Mahogany Torrefied / Stain: Walnut Dark

4 Panel Designs

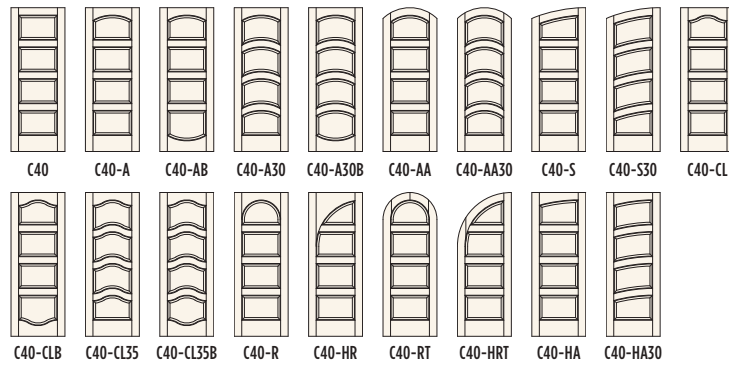


4 Panel Designs



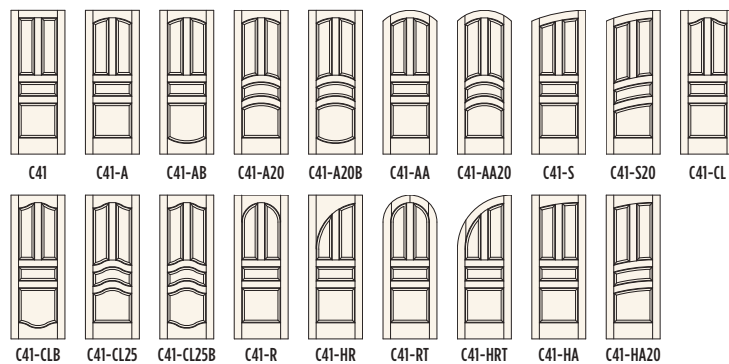
C40 CHERRY

4 PANEL EQUAL



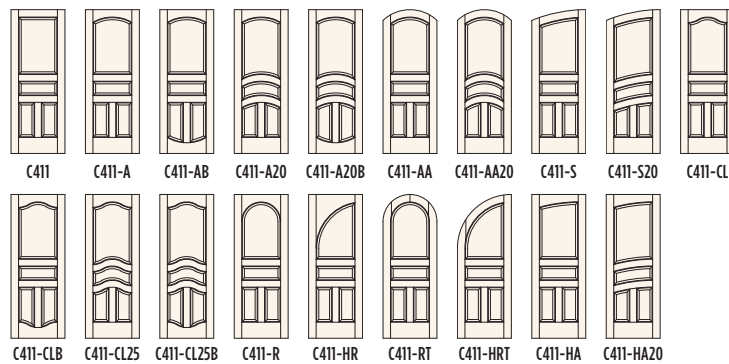
C41 MAPLE

4 PANEL ALTERNATE 1



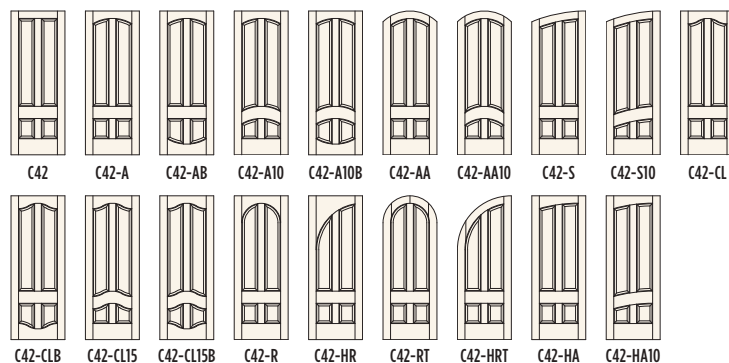
C411 PINE

4 PANEL ALTERNATE 2



C42 CHERRY


4 PANEL ALTERNATE 3





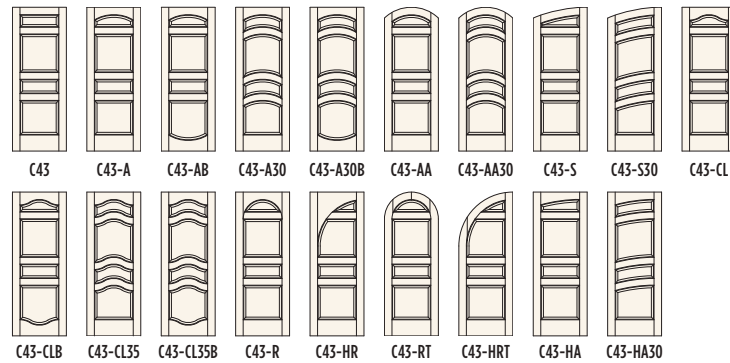
C422 KNOTTY PINE

4 PANEL ALTERNATE 4



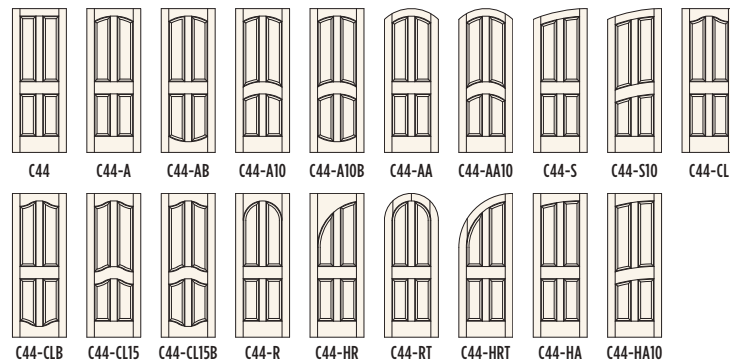
C43 MAHOGANY

4 PANEL ALTERNATE 5




C44 PINE

4 PANEL TRADITIONAL



C45 RED OAK

4 PANEL ALTERNATE 6

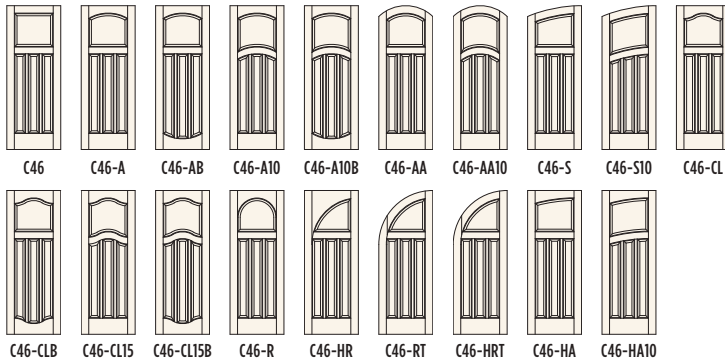


4 Panel Designs



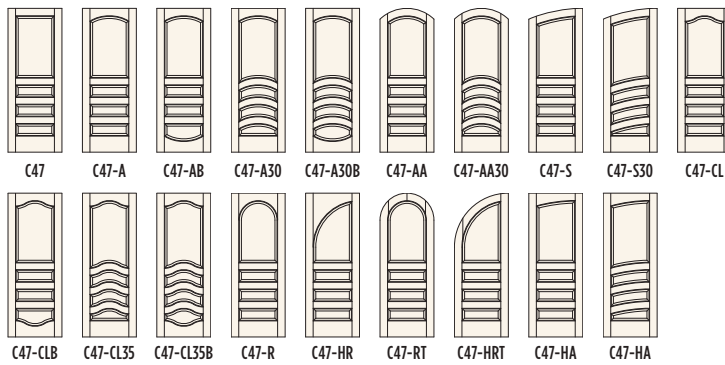
C46 POPLAR

4 PANEL MISSION



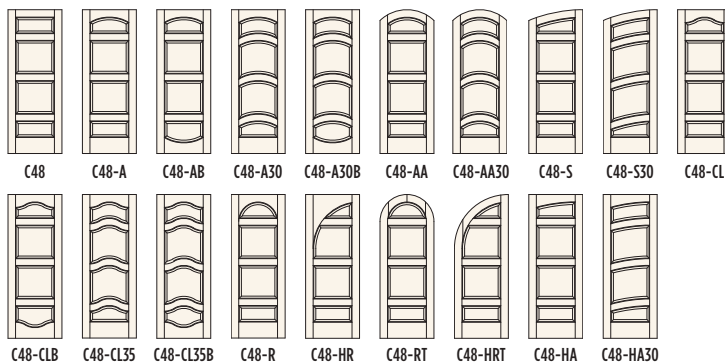
C47 FIR

4 PANEL ALTERNATE 7



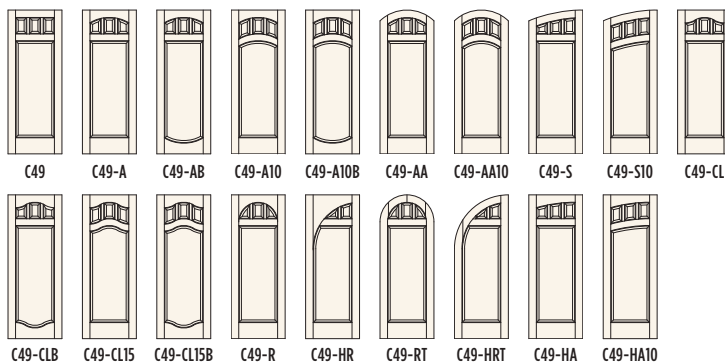
C48 POPLAR

4 PANEL ALTERNATE 8



C49 MAHOGANY

4 PANEL ALTERNATE 9






Door: C48
Species: Maple Torrefied



► Door: C52 / Species: Hemlock / Stain: Early American Light

5 Panel Designs

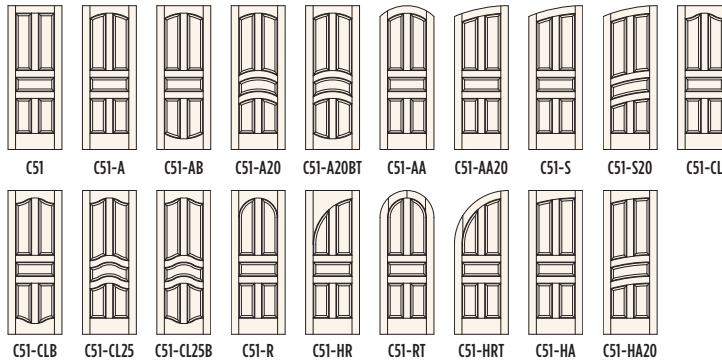


5 Panel Designs



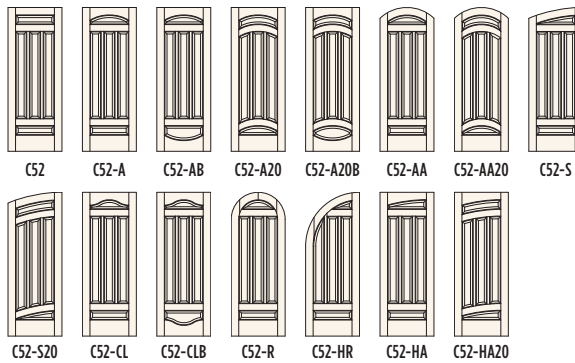
C51 KNOTTY ALDER

5 PANEL TRADITIONAL



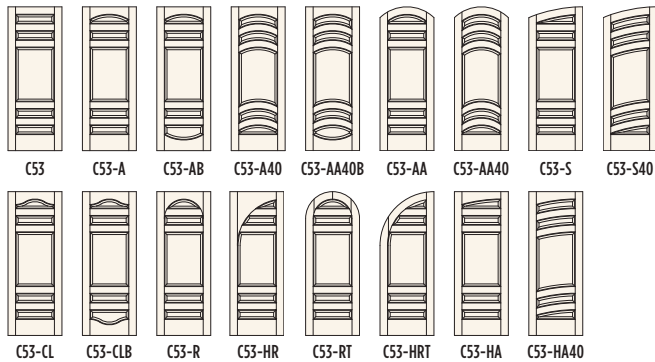
C52 PINE

5 PANEL ALTERNATE 1



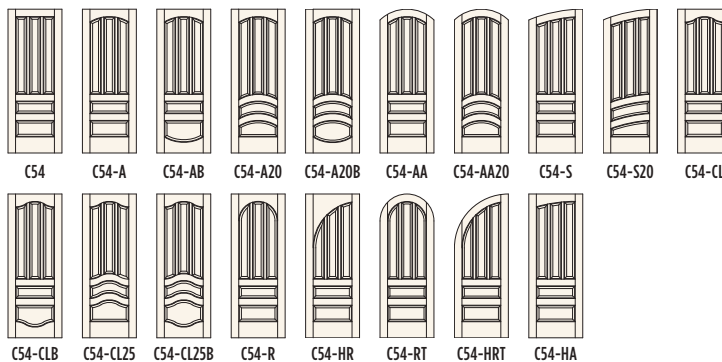
C53 RED OAK

5 PANEL ALTERNATE 2



C54 MAHOGANY

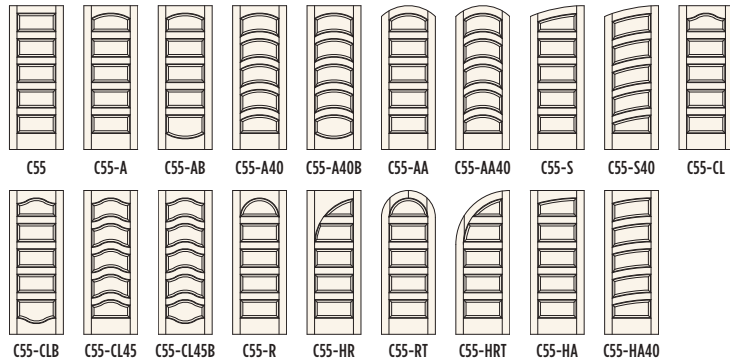
5 PANEL ALTERNATE 3





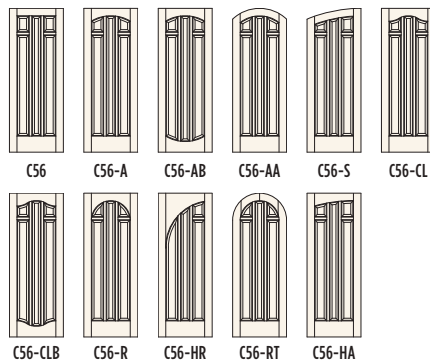
C55 FIR

5 PANEL HORIZONTAL



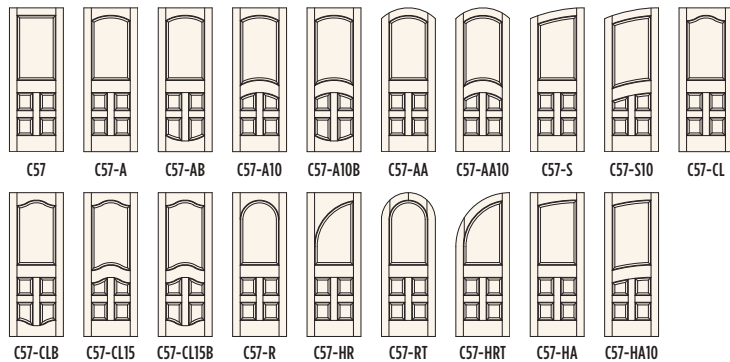
C56 CHERRY

5 PANEL ALTERNATE 4



C57 POPLAR

5 PANEL ALTERNATE 5





► Door: C88 / Species: Mahogany / Stain: Fruitwood Medium

6 or More Panel Designs

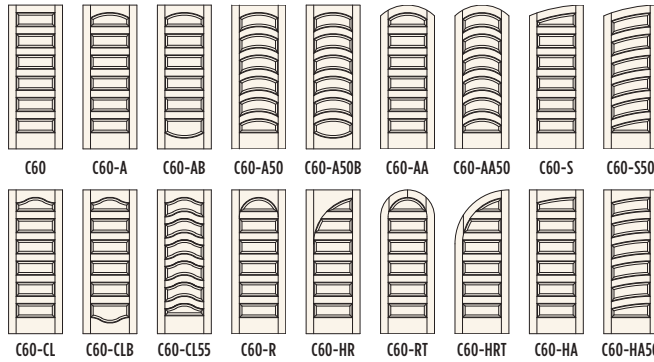


6 or More Panel Designs



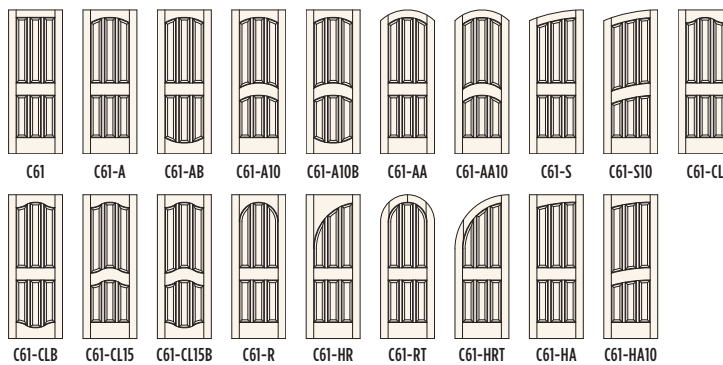
C60 MAHOGANY

6 PANEL HORIZONTAL



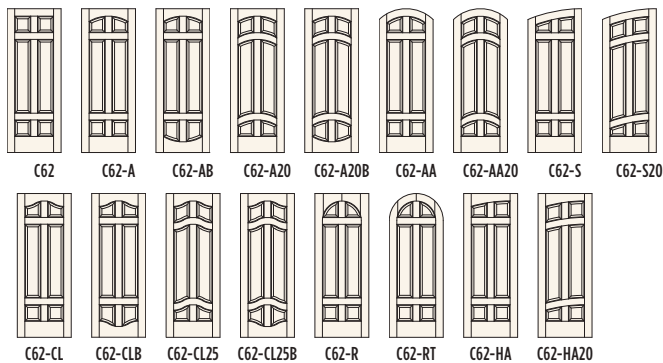
C61 PINE

6 PANEL VERTICAL



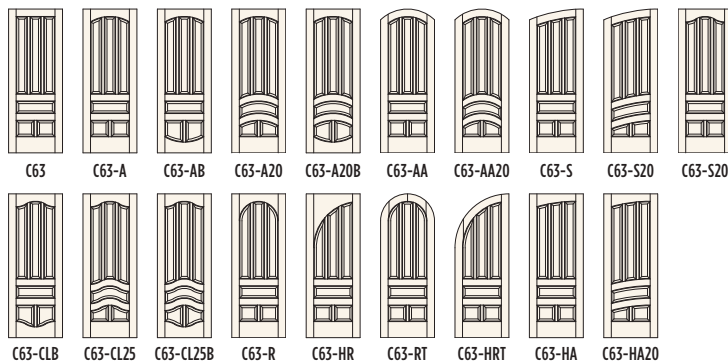
C62 KNOTTY ALDER

6 PANEL ALTERNATE 1



C63 FIR

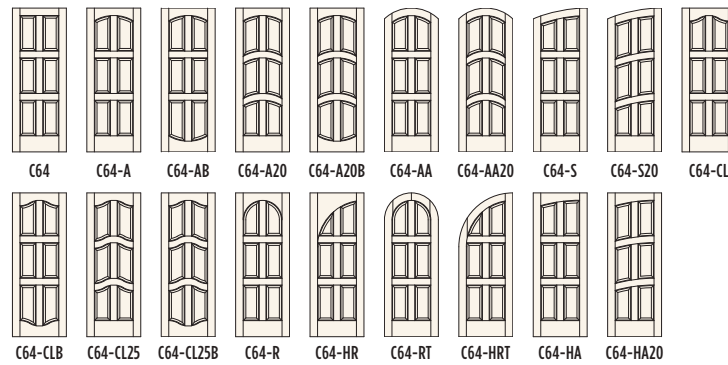
6 PANEL ALTERNATE 2





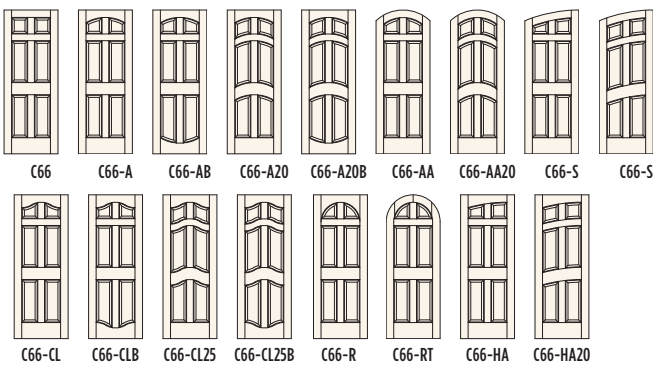
C64 MAPLE

6 PANEL ALTERNATE 3



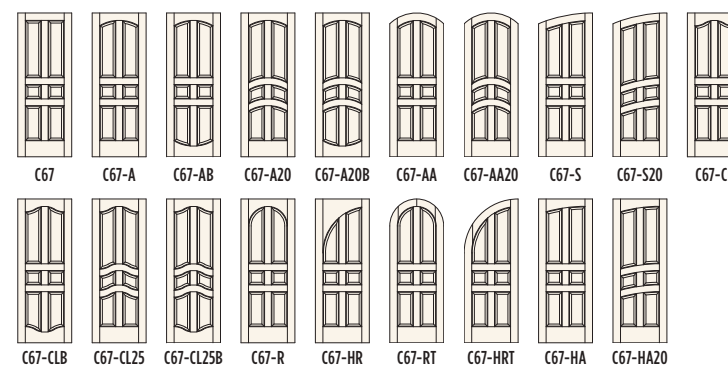
C66 RED OAK

6 PANEL TRADITIONAL



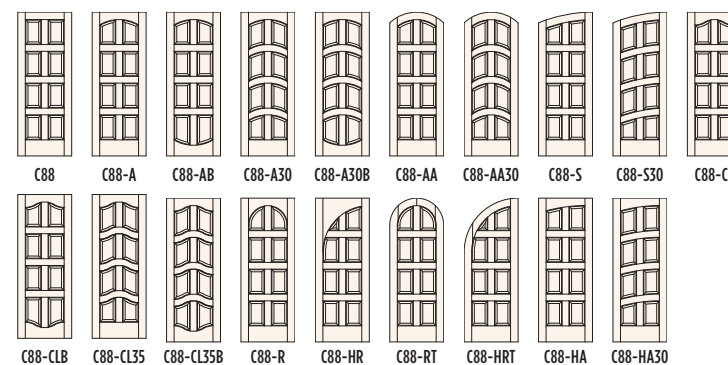
C67 KNOTTY PINE

6 PANEL ALTERNATE 4



C88 CHERRY

8 PANEL



6 or More Panel Design



800 MAHOGANY



908 FIR

OTHER DESIGNS

800	801	802	803	804	805	806	807	808	809	810	811	812
813	814	815	900	901	902	903	904	905	906	907	908	909
910	911	912	913	914	915	1000	1001	1002	1003	1004	1005	1006
1007	1008	1009	1010	1011	1012	1013	1014	1015				



► Door: 915 / Stain: Custom / Glass: Clear and Bronze Tint



Artisan



► Door: 2622 / Species: Knotty Alder / Finish: Early American Light / Glass: Clear
 Door: 504 / Species: Knotty Alder / Finish: Early American Light / Glass: Clear

► Door: 506 / Species: Hemlock / Stain: Clear / Glass: Clear



► Door: 506 / Species: Pine / Stain: Cherry Medium

Artisan Designs

LE CHATEAU

ARTISAN

FRENCH

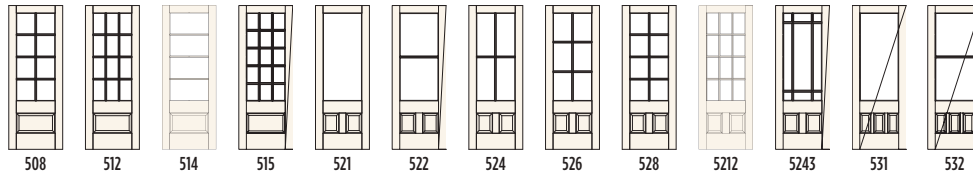
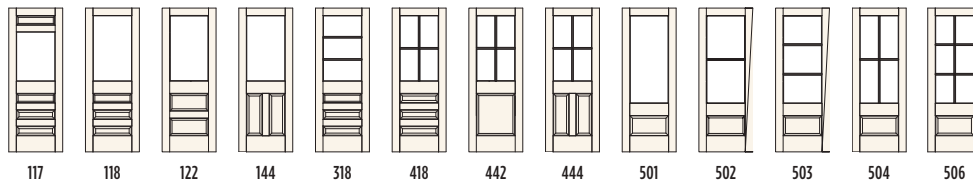
LOUVERS & BIFOLDS



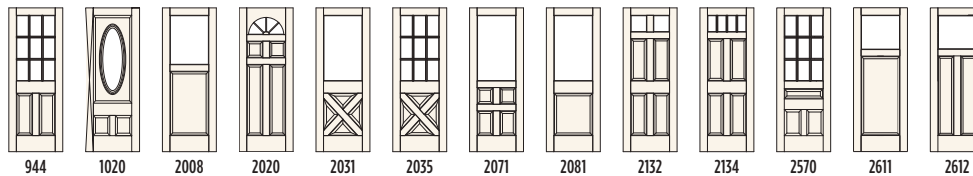
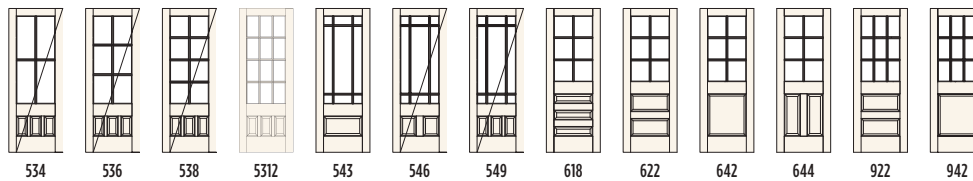
Artisan Designs



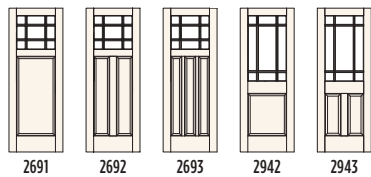

543 MAPLE



618 CHERRY



2662 KNOTTY ALDER





► Door: 2641 / Species: Pine / Stain: Fruitwood



French



► Door: 1510 / Species: Primed / Paint: Ultra Bright White / Glass: Clear

► Door: 1510 / Species: Primed / Paint: White



Door: 1515 / Species: Fir / Stain: Early American Light

French Designs

LE CHATEAU

ARTISAN

FRENCH

LOUVERS & BIFOLDS



► Door: 1510 / Species: Primed / Paint: White



► Satin Etched (Pearl)



► Door: C30 w/ Glazing / 3 Panelite. / Species: Primed / Paint: Ultra Bright White

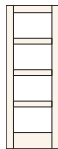
French Designs



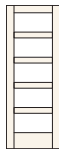
C55 W/ GLAZING POPLAR



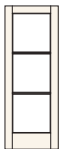
C30 W/ GLAZING
3 PANELITE.



C40 W/ GLAZING
3 PANELITE.




C55 W/ GLAZING
3 PANELITE.



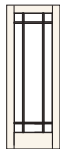
1503



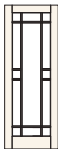
1505



1509 FIR



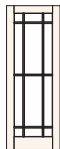
1509




1513



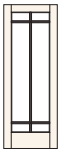
1529



1523



1514



1596



1510 MAHOGANY



1508



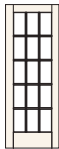
1510



1510A



1510C



1515



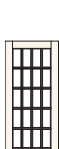
1515A



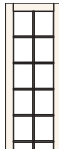
1515C



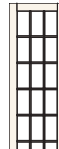
1520



1524



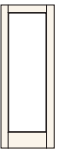
1512



1518



5001 CHERRY



5001



1509-V-GROOVE



1515-V-GROOVE OR
W/ CAMING OPTIONS

CAMING OPTIONS



PEWTER



GOLD



SILVER



WINE CELLAR



PANTRY



LAUNDRY





► Door: 5001 / Species: Mahogany / Glass: Clear



Louver

DOORS & BIFOLDS



► Door: Plantation Louver over Louver / Paint: Ultra Bright White

► Door: Louver over Louver / Stain: Early American Medium



► Louver over Louver

Louver Designs & Bifold



Louver over Panel



► Plantation Louver / Paint: White



► Plantation Louver over Louver Bifolds

Louver Doors & Bifolds



LOUVER OVER LOUVER
SHOWN IN CLEAR PINE



LOUVER OVER PANEL



PLANTATION LOUVER
OVER LOUVER



PLANTATION LOUVER OVER PANEL
SHOWN IN CLEAR PINE



LOUVER OVER LOUVER BIFOLD
SHOWN IN CLEAR PINE



LOUVER OVER PANEL BIFOLD



PLANTATION LOUVER
OVER LOUVER BIFOLD



PLANTATION LOUVER OVER PANEL BIFOLD
SHOWN IN CLEAR PINE





► Door: Plantation Louver over panel | Door: Plantation Louver over Louver bifold / Species: Clear Pine / Stain: Teak Natural

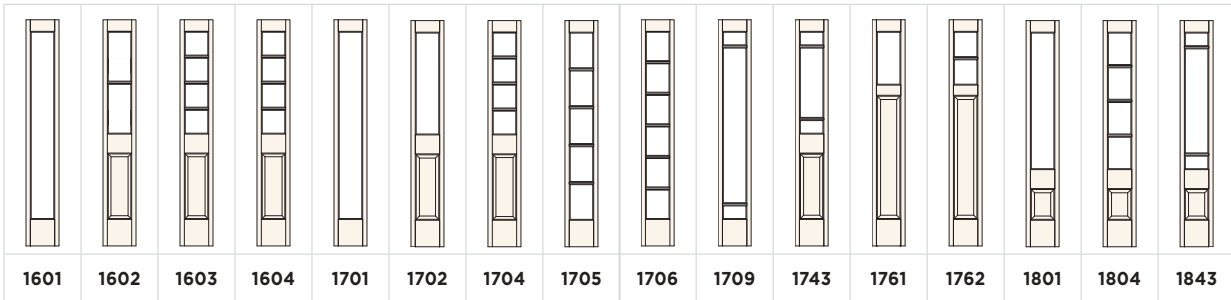


► Door: 2633 / Sidelite: 1761 / Transom: T51 / Species: Fir / Stain: Early American Medium

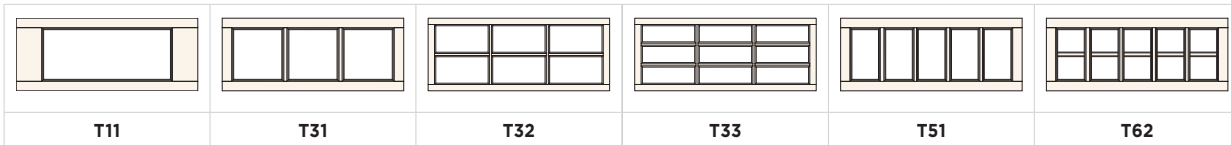
Sidelites & Transoms



SIDELITES



TRANSOMS



► Custom transom designs are also available

Exterior Wood Doors with AquaSeal™ Technology

TORREFIED SPECIES UPGRADE

Design the perfect fit for a home by choosing a torrefied species from our exterior wood doors with AquaSeal™ technology. Our one-of-a-kind, hand-crafted, solid wood doors provide superior protection against warping, cracking, shrinking and delamination. Recently re-engineered with groundbreaking AquaSeal™ technology, our torrefied wood doors have been factory-sealed to keep water out and are proven to outperform everything else on the market. We're so confident that we back each wood door with a 20-year limited warranty.



A 20-Year Warranty That's as Durable as Time

Built to withstand the most severe conditions, every torrefied premium exterior wood door carries a 20-year guarantee against warping, twisting, rotting and delamination.

<https://residential.masonite.com/learn/warranty-information/>

Designed to Perform

Masonite's torrefied premium exterior doors continue to revolutionize the industry with unparalleled performance. With an unprecedented new factory sealant and no overhang required, our doors are engineered to resist water better and withstand the harshest conditions.

Completely Unique

If you can dream it, it can be designed with wood. Hundreds of unique panel and glass options are available in our Le Chateau, Artisan or French Door collections.

See <https://residential.masonite.com/products/view-order-catalogs/> for details of all of the available designs.

Premium Species

Mahogany features deep, rich color patterns that showcase wood's natural strength.

Fir gives a modern twist by highlighting clean, straight grains.

Maple takes unique to new levels with prominent natural color variations and wandering grains.

Chemical-Free

Torrefaction is an all natural, chemical-free technology. By heating our wood slowly, we eliminate the possibility to warp, twist, rot or delaminate. Masonite pushes past the surface to ensure every ounce of the wood is structurally stable and ready to stand the test of time.



TORREFIED MAHOGANY

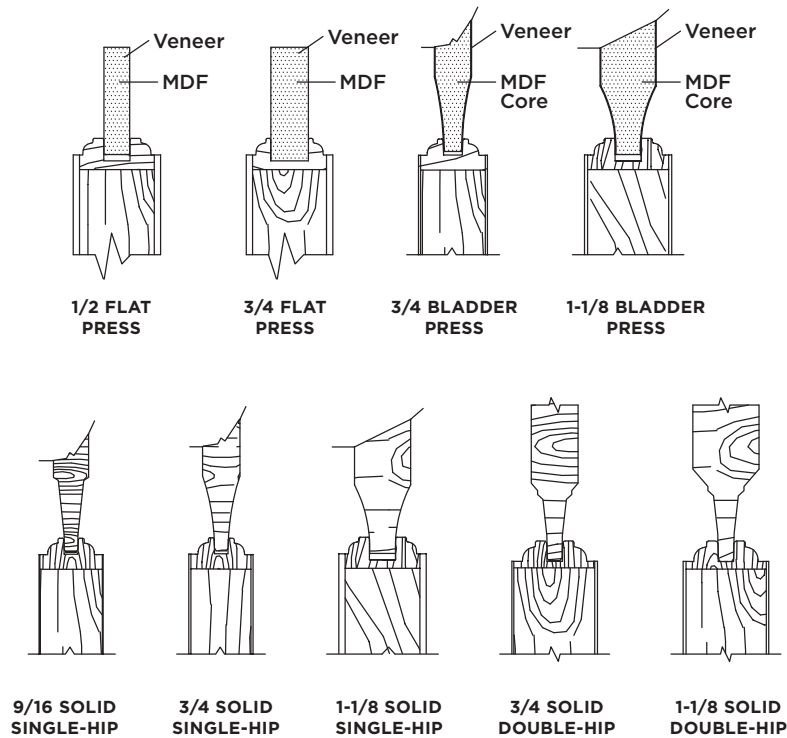


TORREFIED FIR



TORREFIED MAPLE

Panel & Sticking



STILE AND RAIL DOORS DEFINED

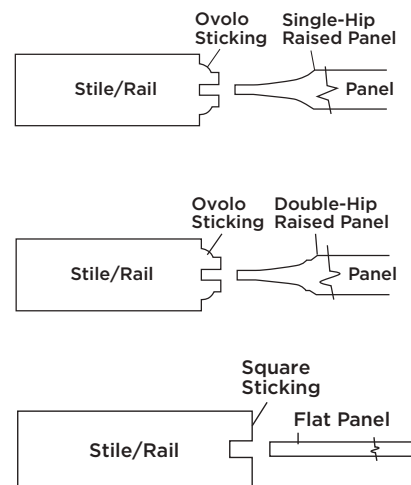
MULLION: narrow vertical sections between panels

MUNTIN: slim vertical pieces used to separate panes of glass; grille bar

PANEL: pieces that fit within the surrounding stile and rail frame that come in different profile designs—single-hip, double-hip and flat

RAIL: horizontal pieces of the door; includes top, bottom and sometimes lock rails

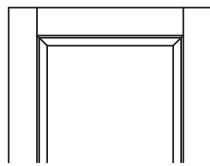
STILE: vertical pieces of the door



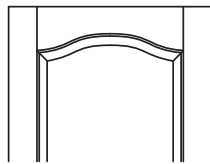


Design Details

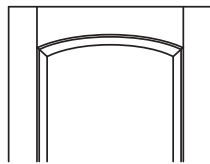
PANELS



STANDARD



CLASSIQUE



ARCHED

- Add a distinctive finishing touch to any interior or exterior door. Panel designs can add to the authenticity of a home by complementing the defining characteristics of a space.

TOP RAIL



ARCH



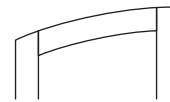
HALF-ARCH



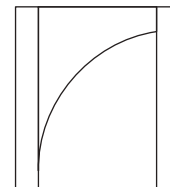
CLASSIQUE



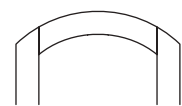
HALF CLASSIQUE



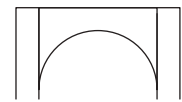
SEGMENT



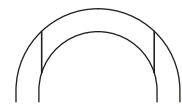
HALF-ROUND



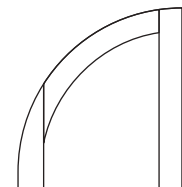
ARCH-ARCH



ROUND



ROUND-ROUND*

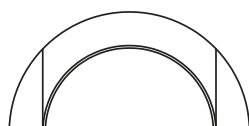


HALF-ROUND ROUND*

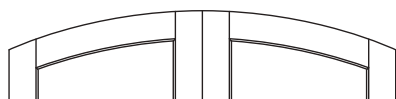
- Achieve the look you've always wanted and create a home that is truly unique. Top rails add a touch of class and elegance to any door, turning your space into one that will be admired.

*NOTE: Round-round and half-round round are not available in torrefied.

DOOR TOPS



ROUND-ROUND



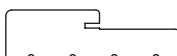

SEGMENTED

- Cap off any Masonite wood door with a crown fit for a king. Beyond the traditional straight door top, you can transform any room or entryway with semi-circular or arched-top doors.



INTERIOR JAMBS & EXTERIOR FRAMES




DOUBLE-RABBET JAMB
(4 9/16" & 6 9/16")



SINGLE-RABBET JAMB
(4 9/16" & 6 9/16")



FLAT JAMB
(4 9/16" & 6 9/16")



JAMB OPTIONS	All Square Tops (Arch, Half-arch, Classique, Half Classique and Round top rails)	All Rounded Tops (Segment, Arch-arch, Round-round, Half-round top rails)
	Torrefied	All
Mahogany	Heads and legs available	Segment, Arch-arch and Half round-top
All Other Species	No	All
Fire-Rated	All	All

Performance Options

FIRE RATING

HIGH PERFORMANCE

Masonite carries a full line of fire-rated doors and jambs. They range from 20- (negative and positive), 60- and 90-minute/rated models in sizes up to 4/0 width and 8/0 height and are available in a range of custom sizes and designs, with either a primed paint finish or a choice of 15 different species of stain-grade.

Benefit from the advantages of using a single source for all your fire-rated door requirements. It's no longer a choice between form and function, because Masonite's fire-rated door products afford your clients the peace of mind they need and the great looks they want.

FIRE-RATED DOOR SPECIFICATIONS

RATING	CAT.	MAXIMUM SIZE OPENING				PANEL PROFILE	PREFIT	AVAILABLE TOP RAIL SELECTION	STANDARDS COMPLIANCE
		Single		Double					
		W	H	W	H				
20-minute	A	48"	96"	84"	96"	Flat, Raised (SH), V-Groove (SH & DH)	0°: Prefit ≤ ¼" 3°: 3°-0" only	Square top door only with arched, classique or round-round panel	Both positive and neutral, UL 10(c), UBC 7-2 (1997) Part 1, NFPA 252, ASTM E2074-00
	B	48"	96"	-	-		0° and 3°: Prefit ≤ ¼		
60-minute	A	48"	96"	84"	96"		0°: Prefit ≤ ¼" 3°: 3°-0" only	Square top door only with arched, classique or round-round panel	Both positive and neutral, UL 10(c), UBC 7-2 (1997) Part 1, NFPA 252, ASTM E2074-00, ASTM E152-81a
90-minute	A	48"	96"	-	-				Both positive and neutral, UL 10(c), UBC 7-2 (1997) Part 1, NFPA 252, ASTM E2074-01, ASTM E152-81a

Category A: Masonite's category A doors are manufactured with a sealing system concealed into the edges of the door. This means that no additional edge-sealing system is required between the door and frame.

Category B: These doors require an additional edge-sealing system between the door and frame.

Warranty Summary



	Interior Doors	Exterior Doors	Exterior Doors with AquaSeal™ Technology	Exterior Doors with AquaSeal™ Technology Torrefied Species
Warp	1 Year	1 Year	5 Years	20 Years
Panel Splits & Stile and Rail Separation	1 Year	1 Year	5 Years	20 Years
Delaminations of Stiles / Rails	1 Year	1 Year	5 Years	20 Years
Rotting	NONE	NONE	NONE	20 Years
Insulated Glass	N/A	N/A	20 Years	20 Years
Masonite-Applied Coatings	1 Year	1 Year	1 Year	1 Year
Non-Masonite-Applied Coatings	NONE	NONE	NONE	NONE



► Door: C55 w/ Glazing / Stain: Dark Walnut / Species: Maple / Glass: Frosted



1-800-663-DOOR
9am to 5pm / Monday through Friday, EST
masonite.com



► FRONT COVER: Door: C30 with Glazing / 3 Panelite. / Specie: Maple Torrefied
► BACK COVER: Door: C22 / Specie: Knotty Alder

Max
Masonite Xpress Configurator...

In just a few clicks, browse thousands of door styles and glass options to create your dream door.

⚠ WARNING: This product can expose you to chemicals including wood dust, which is known to the State of California to cause cancer. For more information go to www.P65Warnings.ca.gov.

MIC-18162 / MA-WDCOL-PR219